

**Impact Assessment**

Total loss of 48.81ha of suitable dormouse habitat, including:

**Broadleaved Semi-natural Woodland (high to moderate quality dormouse habitat)**  
 = 4.18ha lost from a total of 21.78ha existing (c. 19.19% of the existing total), 17.60ha retained.

**Broadleaved Plantation Woodland (moderate to low quality dormouse habitat)**  
 = 0.55ha lost from a total of 3.91ha existing (c. 14% of the existing total), 3.36ha retained.

**Dense/continuous Scrub (moderate quality)**  
 = 33.31ha lost from a total of 83.88ha existing (c. 39.71% of the existing total), 50.57ha retained.

**Scattered Scrub over Poor Semi-improved Grassland (low quality)**  
 = 10.77ha lost from a total of 25.06ha existing (42.98% of the existing total), 14.29ha retained.

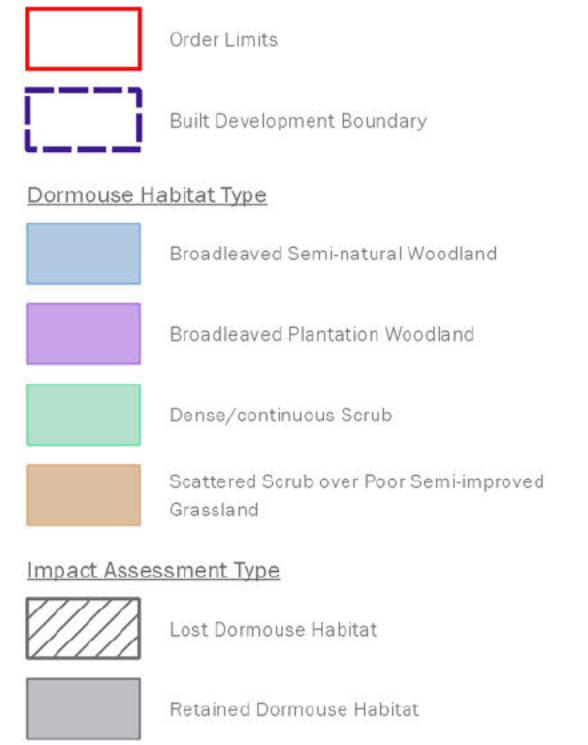
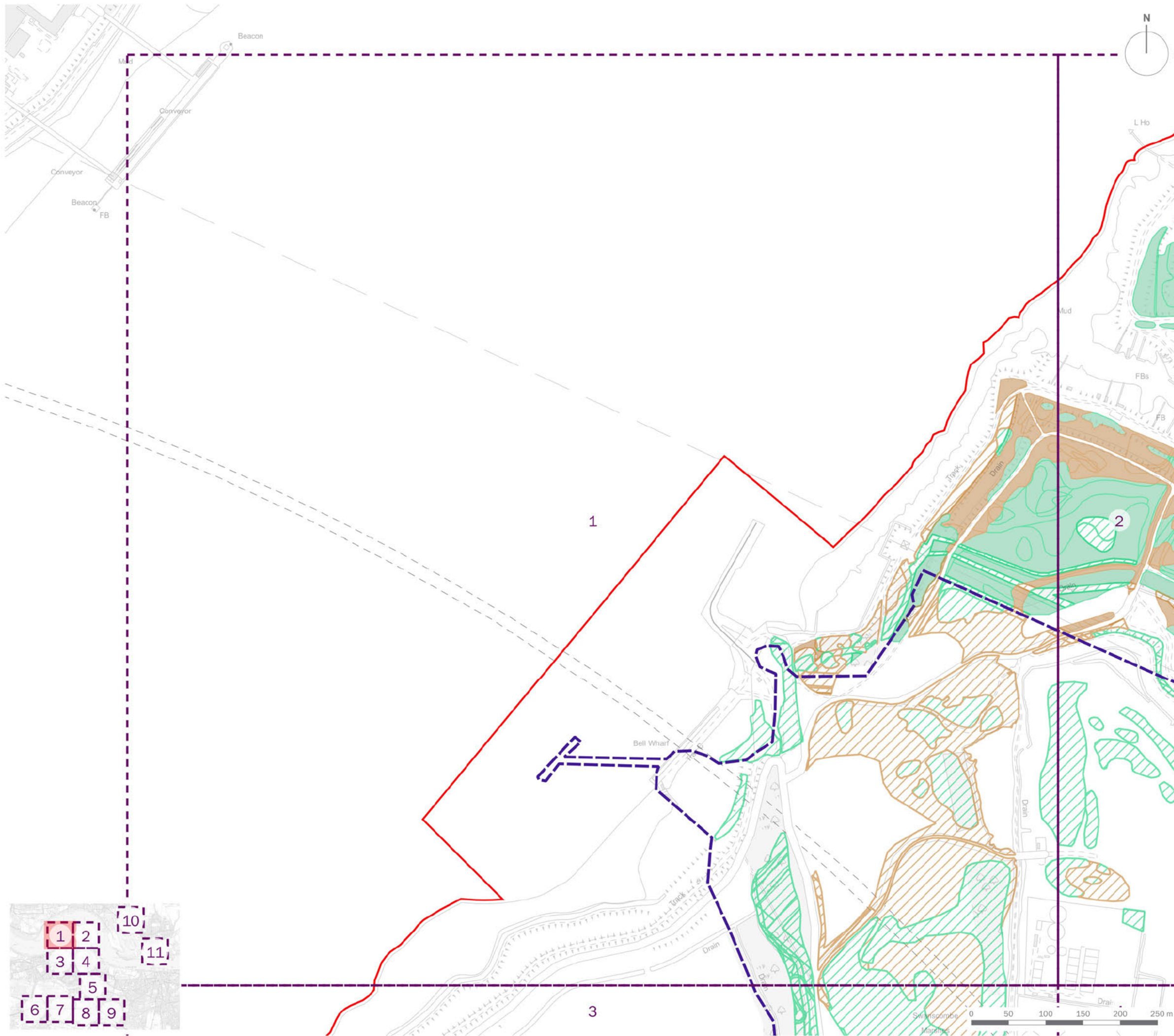
client  
**London Resort Company Holdings Limited**

project title  
**The London Resort**

drawing title  
**Figure 12.48: Dormouse Habitat Impacts Plan**

date	<b>14 MARCH 2022</b>	drawn by	<b>RB</b>
drawing number	<b>edp5988_d128d</b>	checked	<b>JB</b>
scale	<b>1:25,000 @ A3</b>	QA	<b>JTF</b>





**Impact Assessment**

Total loss of 48.81ha of suitable dormouse habitat, including:

**Broadleaved Semi-natural Woodland (high to moderate quality dormouse habitat)**  
 = 4.18ha lost from a total of 21.78ha existing (c. 19.19% of the existing total), 17.60ha retained.

**Broadleaved Plantation Woodland (moderate to low quality dormouse habitat)**  
 = 0.55ha lost from a total of 3.91ha existing (c. 14% of the existing total), 3.36ha retained.

**Dense/continuous Scrub (moderate quality)**  
 = 33.31ha lost from a total of 83.88ha existing (c. 39.71% of the existing total), 50.57ha retained.

**Scattered Scrub over Poor Semi-improved Grassland (low quality)**  
 = 10.77ha lost from a total of 25.06ha existing (42.98% of the existing total), 14.29ha retained.

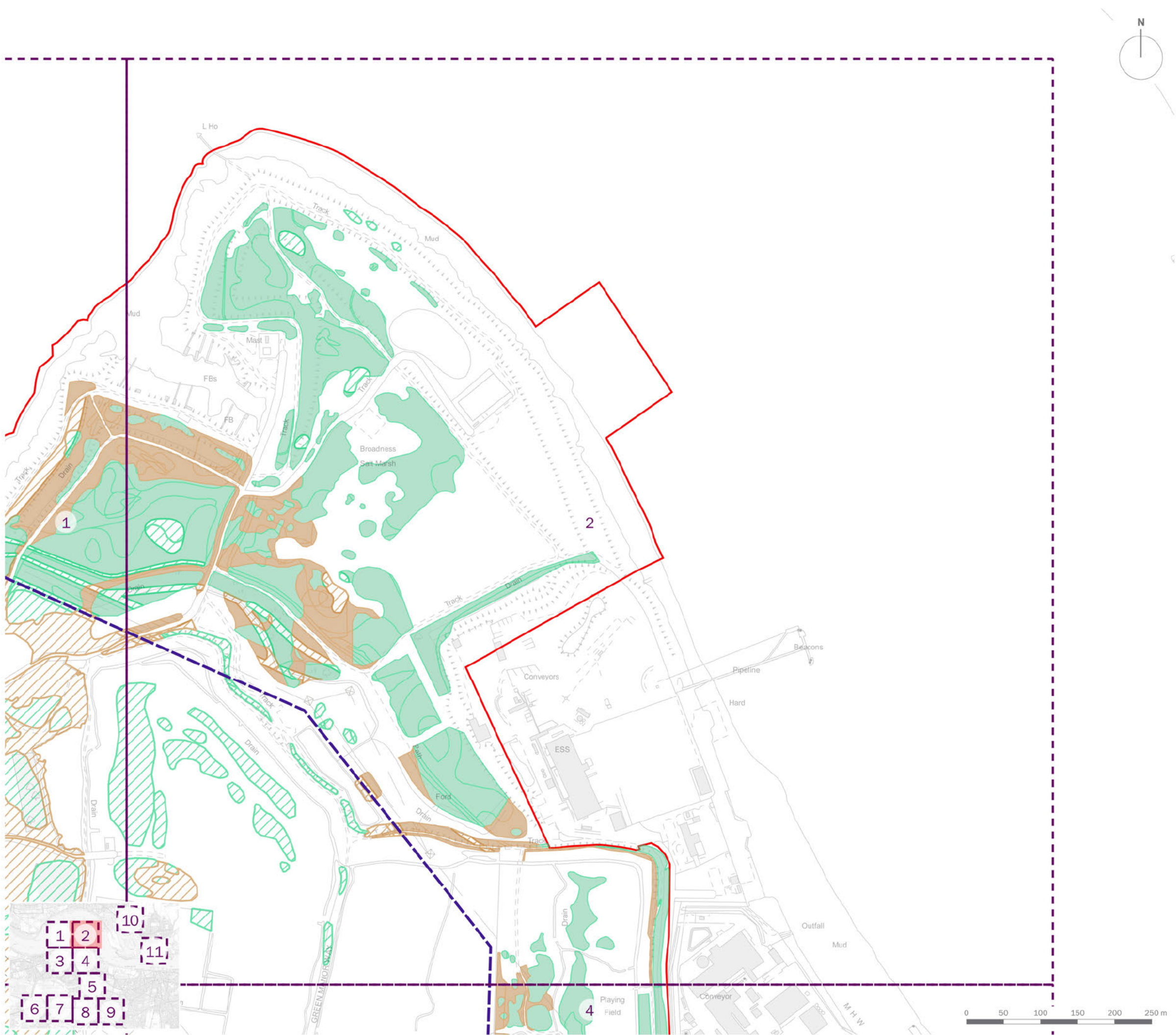
client  
**London Resort Company Holdings Limited**

project title  
**The London Resort**

drawing title  
**Figure 12.48: Dormouse Habitat Impacts Plan (Sheet 1 of 11)**

date	<b>14 MARCH 2022</b>	drawn by	<b>RB</b>
drawing number	<b>edp5988_d128d</b>	checked	<b>JB</b>
scale	<b>1:5,000 @ A3</b>	QA	<b>JTF</b>





**Order Limits**

**Built Development Boundary**

**Dormouse Habitat Type**

- Broadleaved Semi-natural Woodland
- Broadleaved Plantation Woodland
- Dense/continuous Scrub
- Scattered Scrub over Poor Semi-improved Grassland

**Impact Assessment Type**

- Lost Dormouse Habitat
- Retained Dormouse Habitat

**Impact Assessment**

Total loss of 48.81ha of suitable dormouse habitat, including:

**Broadleaved Semi-natural Woodland (high to moderate quality dormouse habitat)**  
 = 4.18ha lost from a total of 21.78ha existing (c. 19.19% of the existing total), 17.60ha retained.

**Broadleaved Plantation Woodland (moderate to low quality dormouse habitat)**  
 = 0.55ha lost from a total of 3.91ha existing (c. 14% of the existing total), 3.36ha retained.

**Dense/continuous Scrub (moderate quality)**  
 = 33.31ha lost from a total of 83.88ha existing (c. 39.71% of the existing total), 50.57ha retained.

**Scattered Scrub over Poor Semi-improved Grassland (low quality)**  
 = 10.77ha lost from a total of 25.06ha existing (42.98% of the existing total), 14.29ha retained.

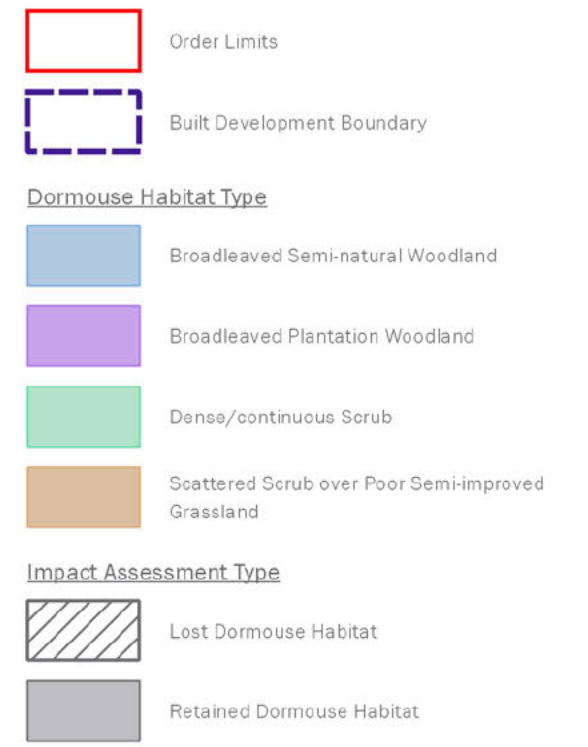
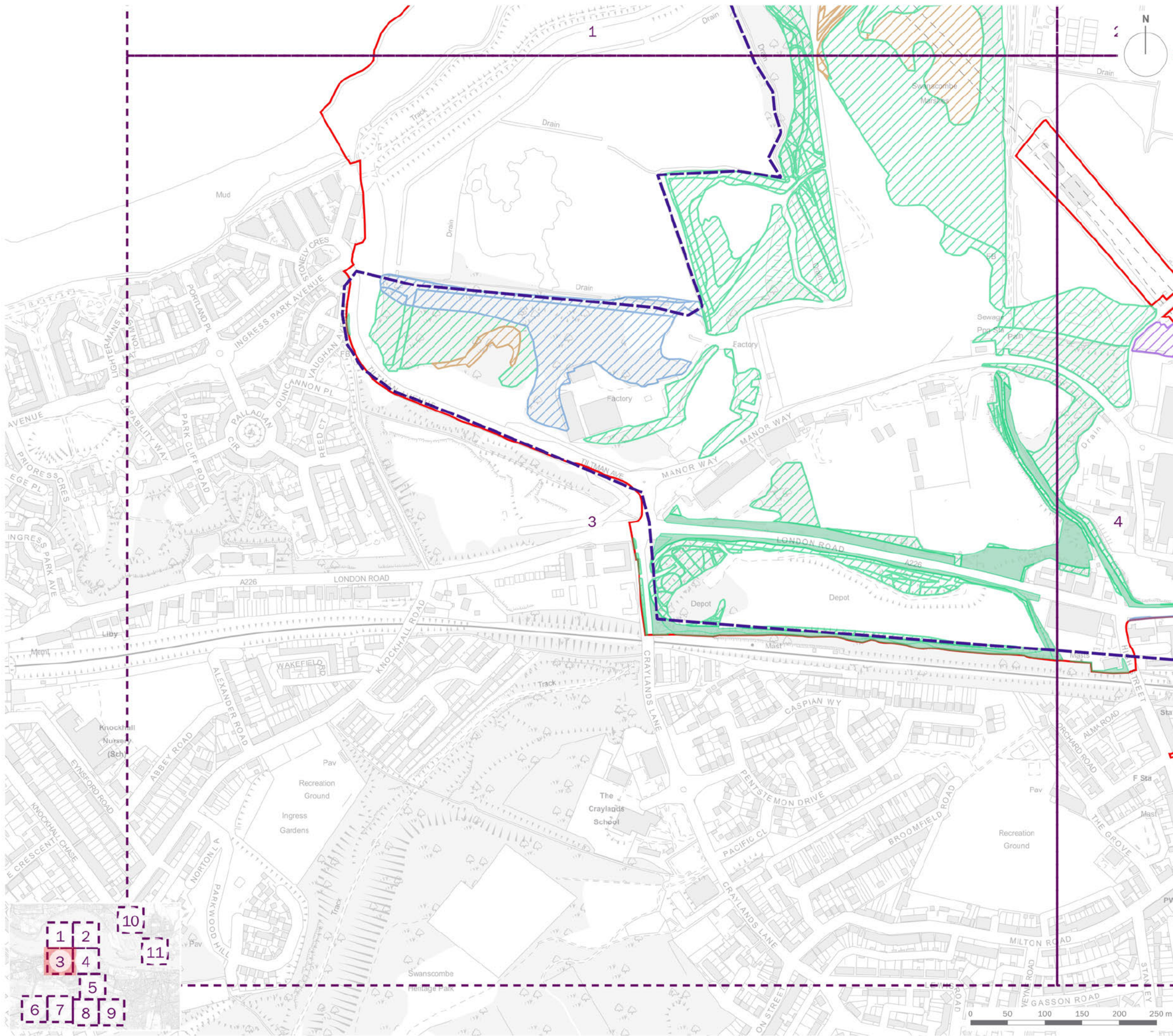
client  
**London Resort Company Holdings Limited**

project title  
**The London Resort**

drawing title  
**Figure 12.48: Dormouse Habitat Impacts Plan (Sheet 2 of 11)**

date	<b>14 MARCH 2022</b>	drawn by	<b>RB</b>
drawing number	<b>edp5988_d128d</b>	checked	<b>JB</b>
scale	<b>1:5,000 @ A3</b>	QA	<b>JTF</b>





**Impact Assessment**

Total loss of 48.81ha of suitable dormouse habitat, including:

**Broadleaved Semi-natural Woodland (high to moderate quality dormouse habitat)**  
 = 4.18ha lost from a total of 21.78ha existing (c. 19.19% of the existing total), 17.60ha retained.

**Broadleaved Plantation Woodland (moderate to low quality dormouse habitat)**  
 = 0.55ha lost from a total of 3.91ha existing (c. 14% of the existing total), 3.36ha retained.

**Dense/continuous Scrub (moderate quality)**  
 = 33.31ha lost from a total of 83.88ha existing (c. 39.71% of the existing total), 50.57ha retained.

**Scattered Scrub over Poor Semi-improved Grassland (low quality)**  
 = 10.77ha lost from a total of 25.06ha existing (42.98% of the existing total), 14.29ha retained.

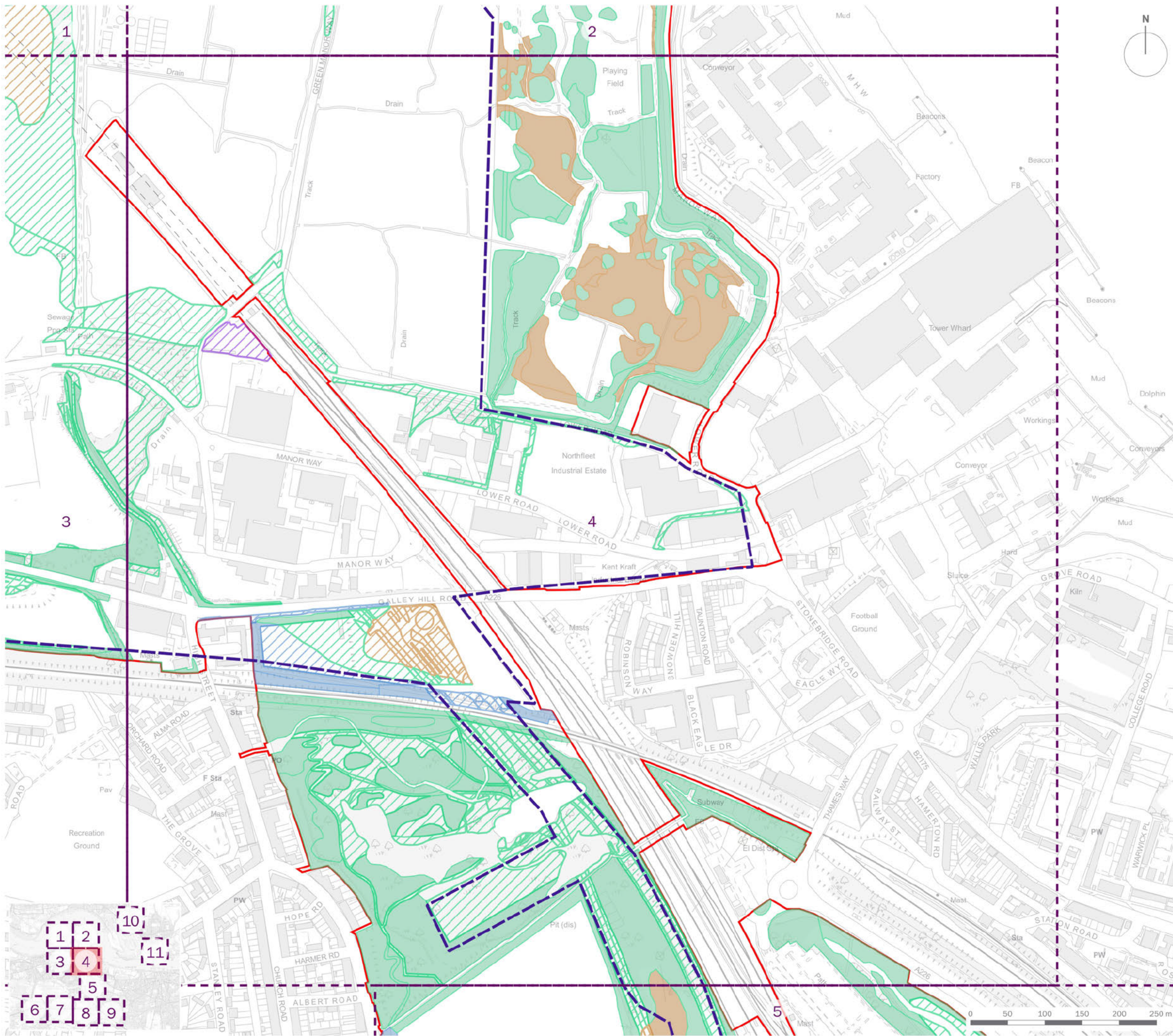
client  
**London Resort Company Holdings Limited**

project title  
**The London Resort**

drawing title  
**Figure 12.48: Dormouse Habitat Impacts Plan (Sheet 3 of 11)**

date	14 MARCH 2022	drawn by	RB
drawing number	edp5988_d128d	checked	JB
scale	1:5,000 @ A3	QA	JTF





**Impact Assessment**

Total loss of 48.81ha of suitable dormouse habitat, including:

**Broadleaved Semi-natural Woodland (high to moderate quality dormouse habitat)**  
 = 4.18ha lost from a total of 21.78ha existing (c. 19.19% of the existing total), 17.60ha retained.

**Broadleaved Plantation Woodland (moderate to low quality dormouse habitat)**  
 = 0.55ha lost from a total of 3.91ha existing (c. 14% of the existing total), 3.36ha retained.

**Dense/continuous Scrub (moderate quality)**  
 = 33.31ha lost from a total of 83.88ha existing (c. 39.71% of the existing total), 50.57ha retained.

**Scattered Scrub over Poor Semi-improved Grassland (low quality)**  
 = 10.77ha lost from a total of 25.06ha existing (42.98% of the existing total), 14.29ha retained.


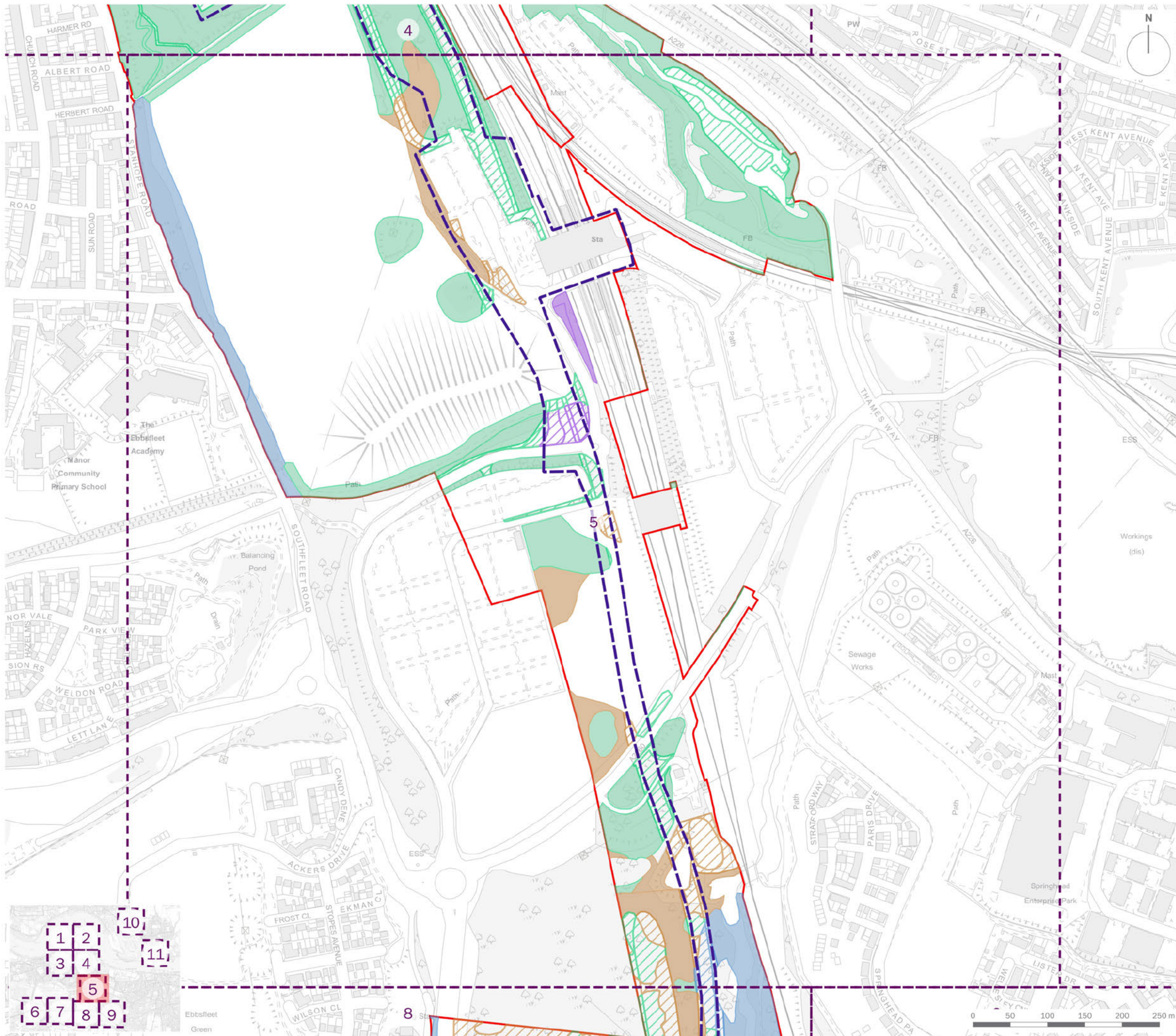
client  
**London Resort Company Holdings Limited**

project title  
**The London Resort**

drawing title  
**Figure 12.48: Dormouse Habitat Impacts Plan (Sheet 4 of 11)**

date	14 MARCH 2022	drawn by	RB
drawing number	edp5988_d128d	checked	JB
scale	1:5,000 @ A3	QA	JTF





**Impact Assessment**

Total loss of 48.81ha of suitable dormouse habitat, including:

**Broadleaved Semi-natural Woodland (high to moderate quality dormouse habitat)**  
 = 4.18ha lost from a total of 21.78ha existing (c. 19.19% of the existing total), 17.60ha retained.

**Broadleaved Plantation Woodland (moderate to low quality dormouse habitat)**  
 = 0.55ha lost from a total of 3.91ha existing (c. 14% of the existing total), 3.36ha retained.

**Dense/continuous Scrub (moderate quality)**  
 = 33.31ha lost from a total of 83.88ha existing (c. 39.71% of the existing total), 50.57ha retained.

**Scattered Scrub over Poor Semi-improved Grassland (low quality)**  
 = 10.77ha lost from a total of 25.06ha existing (42.98% of the existing total), 14.29ha retained.


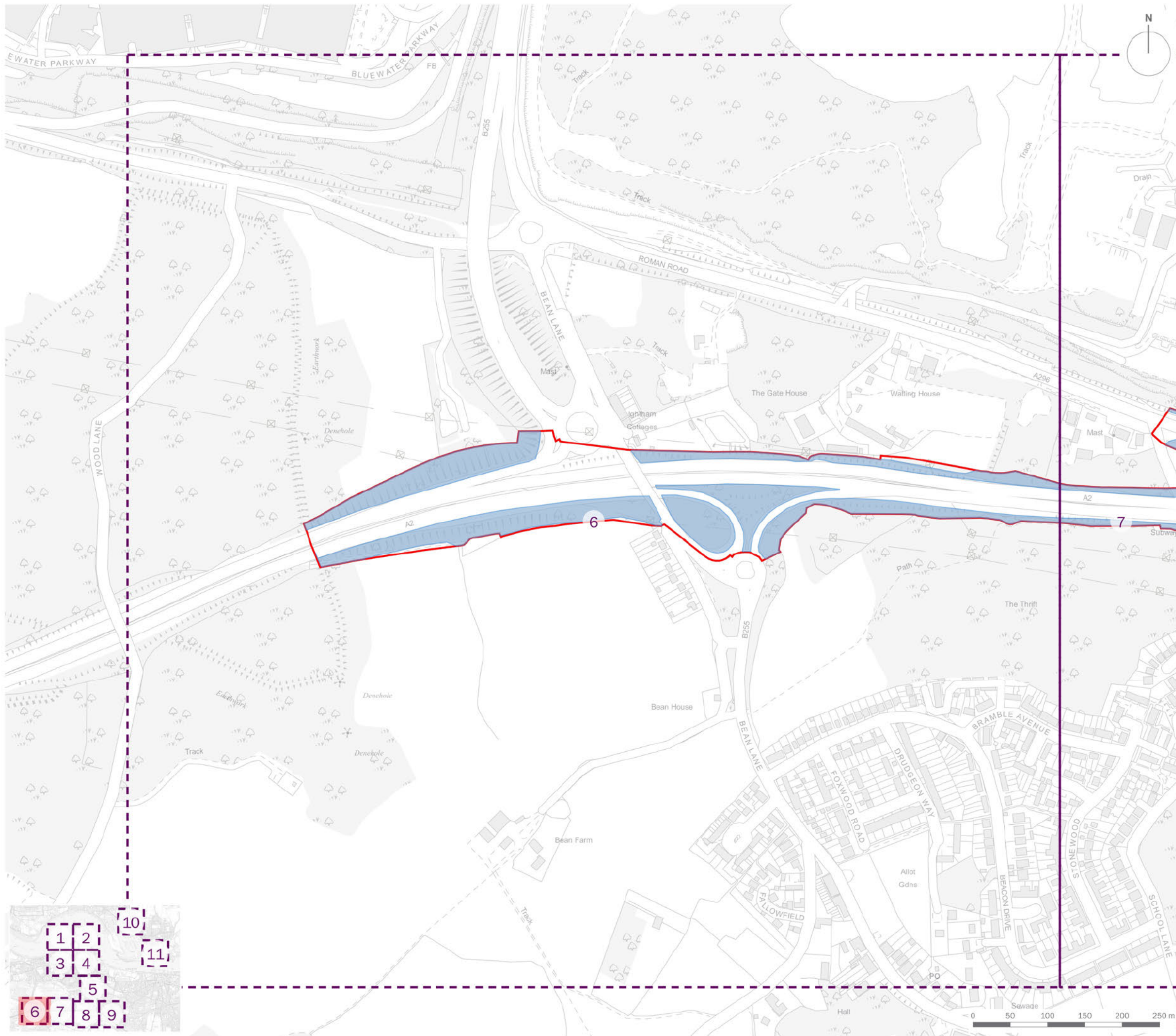
client  
**London Resort Company Holdings Limited**

project title  
**The London Resort**

drawing title  
**Figure 12.48: Dormouse Habitat Impacts Plan (Sheet 5 of 11)**

date	14 MARCH 2022	drawn by	RB
drawing number	edp5988_d128d	checked	JB
scale	1:5,000 @ A3	QA	JTF





**Impact Assessment**

Total loss of 48.81ha of suitable dormouse habitat, including:

**Broadleaved Semi-natural Woodland (high to moderate quality dormouse habitat)**  
 = 4.18ha lost from a total of 21.78ha existing (c. 19.19% of the existing total), 17.60ha retained.

**Broadleaved Plantation Woodland (moderate to low quality dormouse habitat)**  
 = 0.55ha lost from a total of 3.91ha existing (c. 14% of the existing total), 3.36ha retained.

**Dense/continuous Scrub (moderate quality)**  
 = 33.31ha lost from a total of 83.88ha existing (c. 39.71% of the existing total), 50.57ha retained.

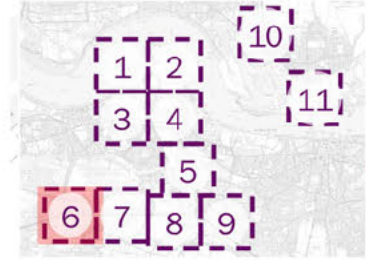
**Scattered Scrub over Poor Semi-improved Grassland (low quality)**  
 = 10.77ha lost from a total of 25.06ha existing (42.98% of the existing total), 14.29ha retained.

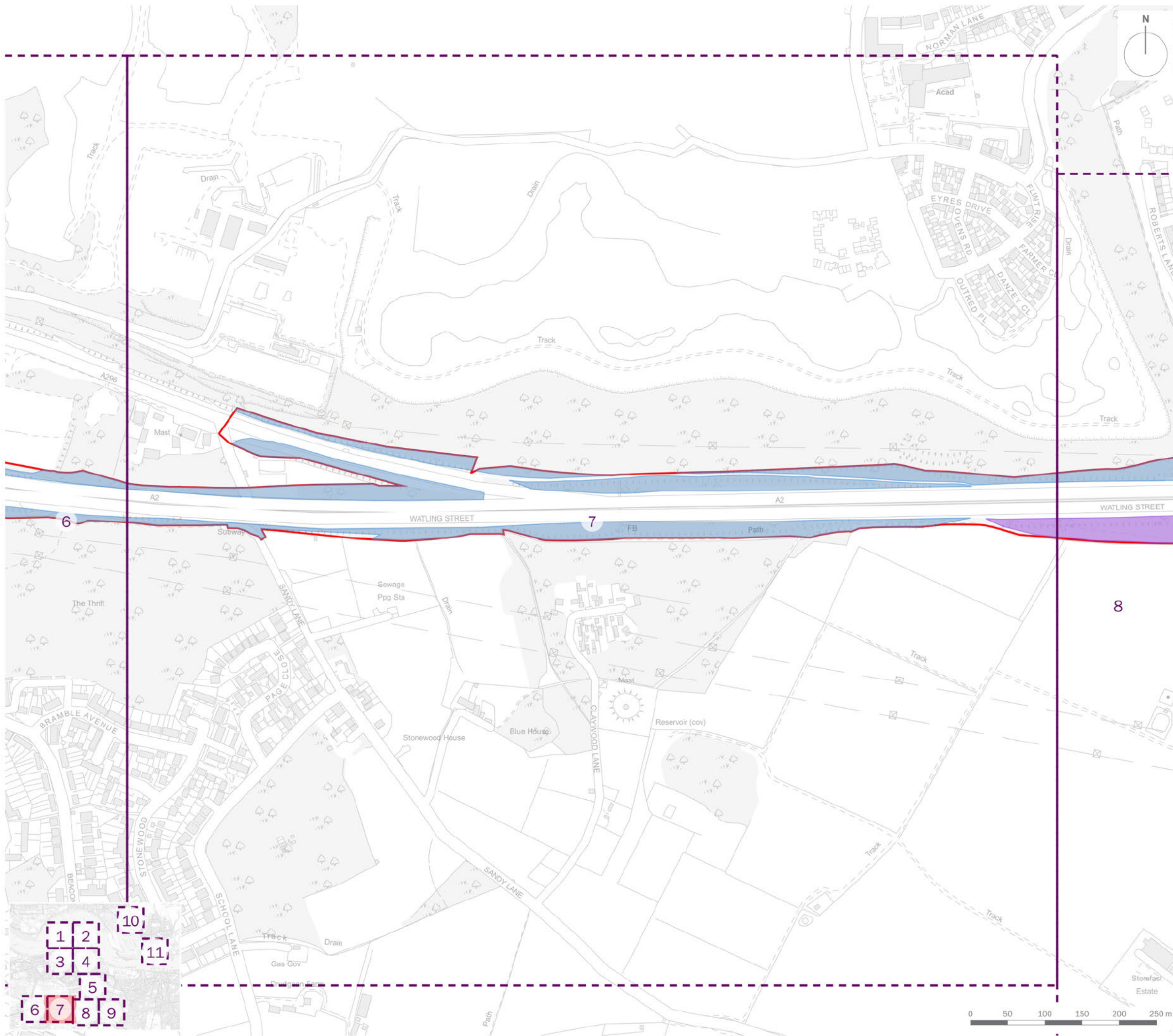
client  
**London Resort Company Holdings Limited**

project title  
**The London Resort**

drawing title  
**Figure 12.48: Dormouse Habitat Impacts Plan (Sheet 6 of 11)**

date	14 MARCH 2022	drawn by	RB
drawing number	edp5988_d128d	checked	JB
scale	1:5,000 @ A3	QA	JTF





**Order Limits**

**Built Development Boundary**

**Dormouse Habitat Type**

- Broadleaved Semi-natural Woodland
- Broadleaved Plantation Woodland
- Dense/continuous Scrub
- Scattered Scrub over Poor Semi-improved Grassland

**Impact Assessment Type**

- Lost Dormouse Habitat
- Retained Dormouse Habitat

**Impact Assessment**

Total loss of 48.81ha of suitable dormouse habitat, including:

**Broadleaved Semi-natural Woodland (high to moderate quality dormouse habitat)**  
 = 4.18ha lost from a total of 21.78ha existing (c. 19.19% of the existing total), 17.60ha retained.

**Broadleaved Plantation Woodland (moderate to low quality dormouse habitat)**  
 = 0.55ha lost from a total of 3.91ha existing (c. 14% of the existing total), 3.36ha retained.

**Dense/continuous Scrub (moderate quality)**  
 = 33.31ha lost from a total of 83.88ha existing (c. 39.71% of the existing total), 50.57ha retained.

**Scattered Scrub over Poor Semi-improved Grassland (low quality)**  
 = 10.77ha lost from a total of 25.06ha existing (42.98% of the existing total), 14.29ha retained.

client  
**London Resort Company Holdings Limited**

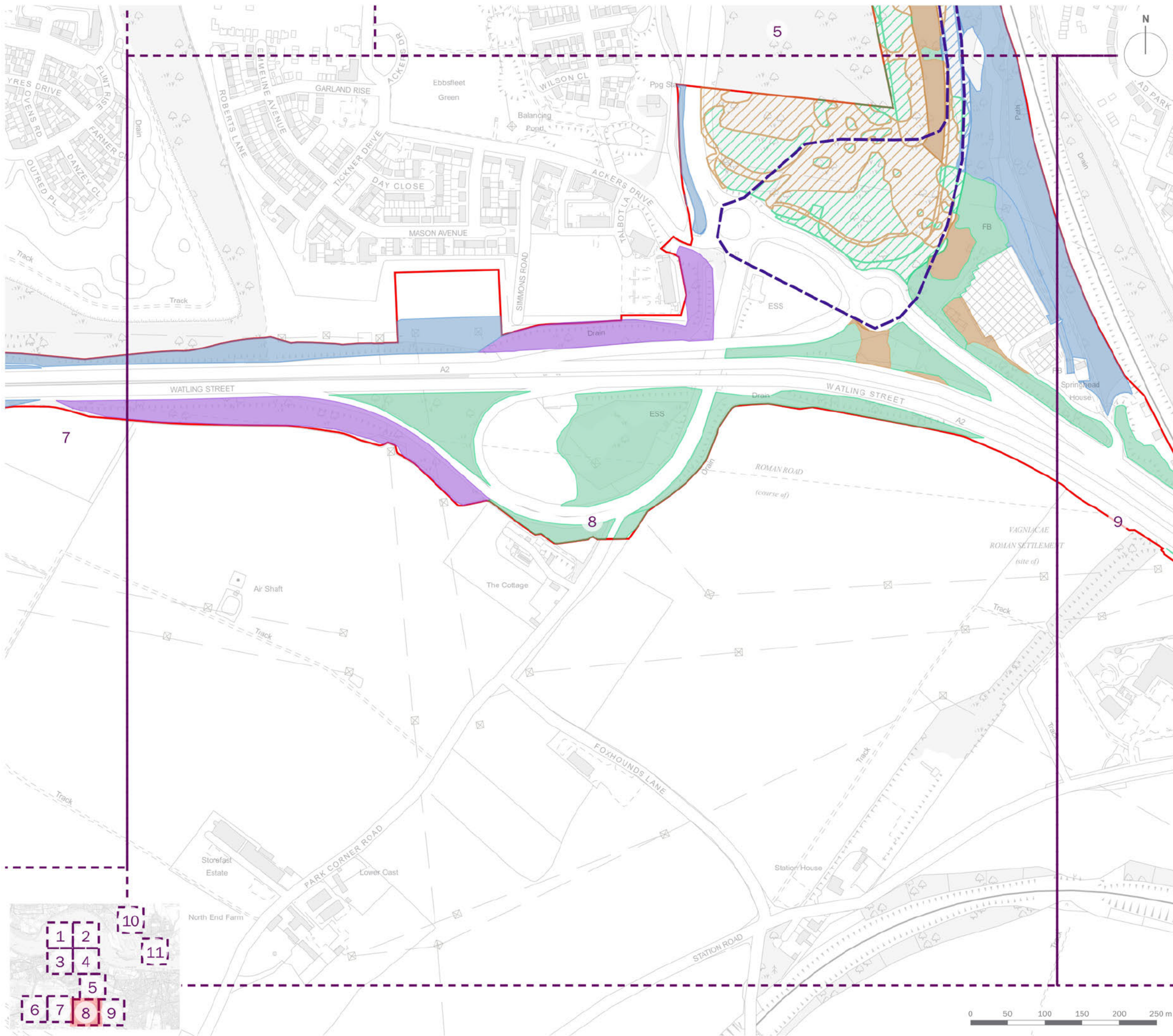
project title  
**The London Resort**

drawing title  
**Figure 12.48: Dormouse Habitat Impacts Plan (Sheet 7 of 11)**

date	14 MARCH 2022	drawn by	RB
drawing number	edp5988_d128d	checked	JB
scale	1:5,000 @ A3	QA	JTF







**Order Limits**

**Built Development Boundary**

**Dormouse Habitat Type**

- Broadleaved Semi-natural Woodland
- Broadleaved Plantation Woodland
- Dense/continuous Scrub
- Scattered Scrub over Poor Semi-improved Grassland

**Impact Assessment Type**

- Lost Dormouse Habitat
- Retained Dormouse Habitat

**Impact Assessment**

Total loss of 48.81ha of suitable dormouse habitat, including:

**Broadleaved Semi-natural Woodland (high to moderate quality dormouse habitat)**  
 = 4.18ha lost from a total of 21.78ha existing (c. 19.19% of the existing total), 17.60ha retained.

**Broadleaved Plantation Woodland (moderate to low quality dormouse habitat)**  
 = 0.55ha lost from a total of 3.91ha existing (c. 14% of the existing total), 3.36ha retained.

**Dense/continuous Scrub (moderate quality)**  
 = 33.31ha lost from a total of 83.88ha existing (c. 39.71% of the existing total), 50.57ha retained.

**Scattered Scrub over Poor Semi-improved Grassland (low quality)**  
 = 10.77ha lost from a total of 25.06ha existing (42.98% of the existing total), 14.29ha retained.

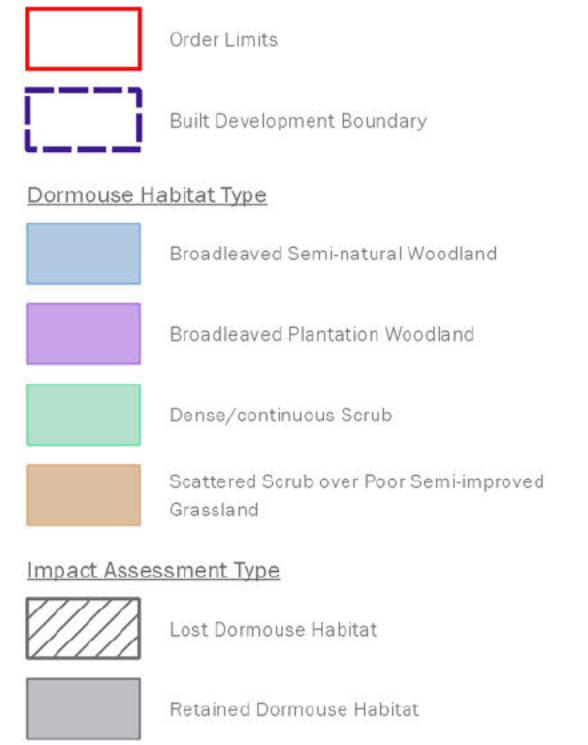
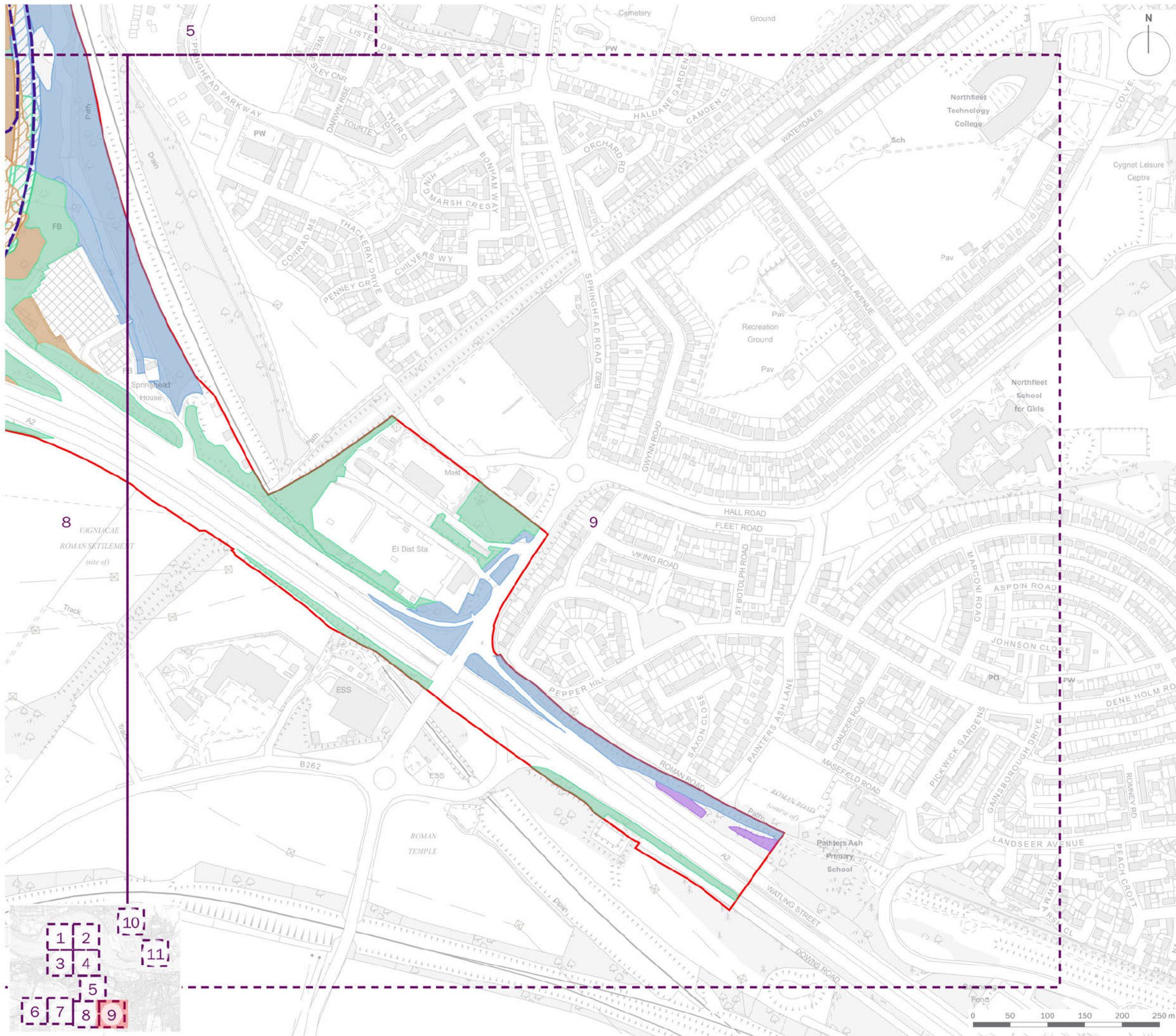
client  
**London Resort Company Holdings Limited**

project title  
**The London Resort**

drawing title  
**Figure 12.48: Dormouse Habitat Impacts Plan (Sheet 8 of 11)**

date	<b>14 MARCH 2022</b>	drawn by	<b>RB</b>
drawing number	<b>edp5988_d128d</b>	checked	<b>JB</b>
scale	<b>1:5,000 @ A3</b>	QA	<b>JTF</b>





**Impact Assessment**

Total loss of 48.81ha of suitable dormouse habitat, including:

**Broadleaved Semi-natural Woodland (high to moderate quality dormouse habitat)**  
 = 4.18ha lost from a total of 21.78ha existing (c. 19.19% of the existing total), 17.60ha retained.

**Broadleaved Plantation Woodland (moderate to low quality dormouse habitat)**  
 = 0.55ha lost from a total of 3.91ha existing (c. 14% of the existing total), 3.36ha retained.

**Dense/continuous Scrub (moderate quality)**  
 = 33.31ha lost from a total of 83.88ha existing (c. 39.71% of the existing total), 50.57ha retained.

**Scattered Scrub over Poor Semi-improved Grassland (low quality)**  
 = 10.77ha lost from a total of 25.06ha existing (42.98% of the existing total), 14.29ha retained.

client  
**London Resort Company Holdings Limited**

project title  
**The London Resort**

drawing title  
**Figure 12.48: Dormouse Habitat Impacts Plan (Sheet 9 of 11)**

date	14 MARCH 2022	drawn by	RB
drawing number	edp5988_d128d	checked	JB
scale	1:5,000 @ A3	QA	JTF





**Order Limits**

**Built Development Boundary**

**Dormouse Habitat Type**

- Broadleaved Semi-natural Woodland
- Broadleaved Plantation Woodland
- Dense/continuous Scrub
- Scattered Scrub over Poor Semi-improved Grassland

**Impact Assessment Type**

- Lost Dormouse Habitat
- Retained Dormouse Habitat

**Impact Assessment**

Total loss of 48.81ha of suitable dormouse habitat, including:

**Broadleaved Semi-natural Woodland (high to moderate quality dormouse habitat)**  
 = 4.18ha lost from a total of 21.78ha existing (c. 19.19% of the existing total). 17.60ha retained.

**Broadleaved Plantation Woodland (moderate to low quality dormouse habitat)**  
 = 0.55ha lost from a total of 3.91ha existing (c. 14% of the existing total). 3.36ha retained.

**Dense/continuous Scrub (moderate quality)**  
 = 33.31ha lost from a total of 83.88ha existing (c. 39.71% of the existing total). 50.57ha retained.

**Scattered Scrub over Poor Semi-improved Grassland (low quality)**  
 = 10.77ha lost from a total of 25.06ha existing (42.98% of the existing total). 14.29ha retained.

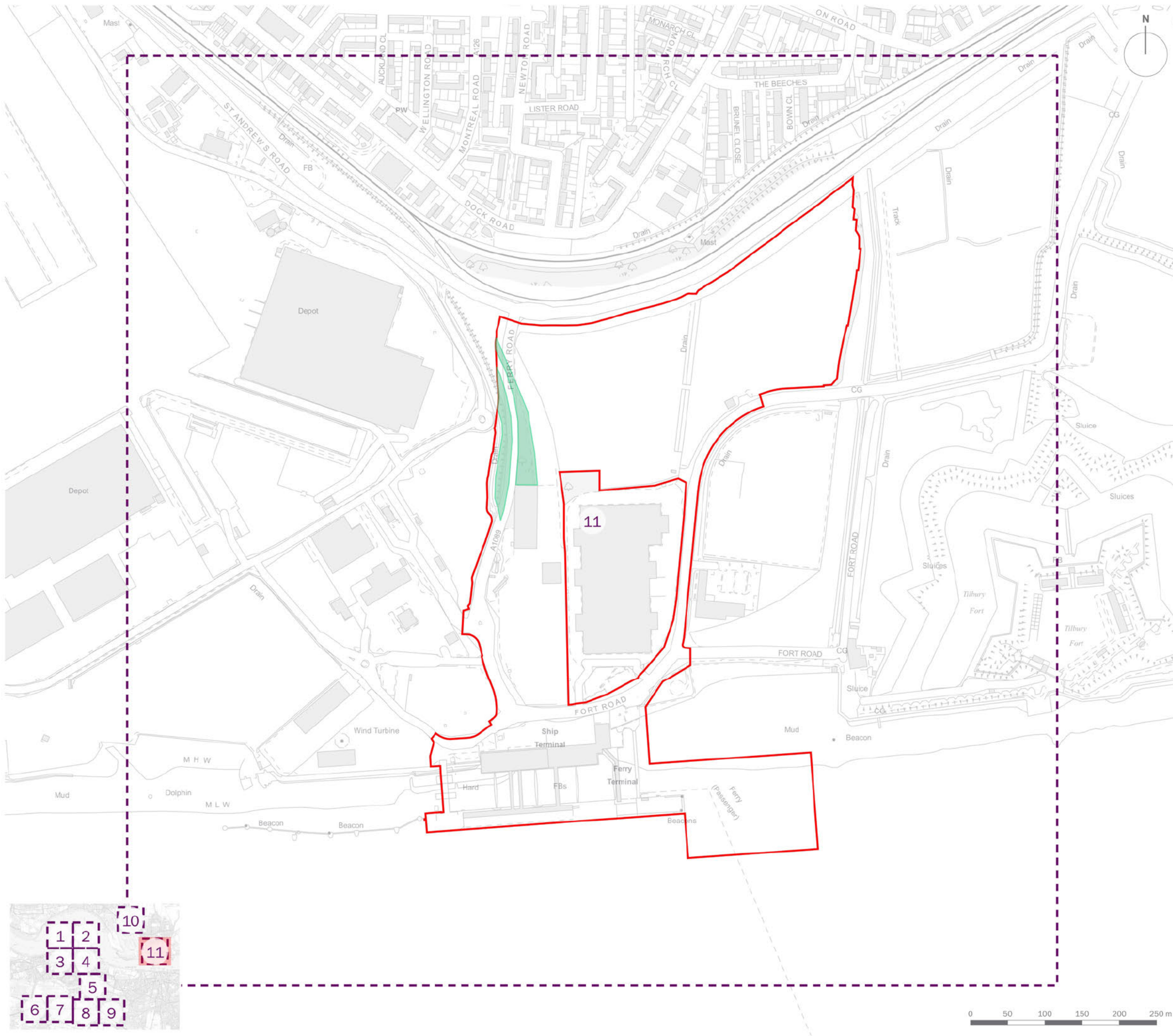
client  
**London Resort Company Holdings Limited**

project title  
**The London Resort**

drawing title  
**Figure 12.48: Dormouse Habitat Impacts Plan (Sheet 10 of 11)**

date	14 MARCH 2022	drawn by	RB
drawing number	edp5988_d128d	checked	JB
scale	1:5,000 @ A3	QA	JTF





**Order Limits**

**Built Development Boundary**

**Dormouse Habitat Type**

- Broadleaved Semi-natural Woodland
- Broadleaved Plantation Woodland
- Dense/continuous Scrub
- Scattered Scrub over Poor Semi-improved Grassland

**Impact Assessment Type**

- Lost Dormouse Habitat
- Retained Dormouse Habitat

**Impact Assessment**

Total loss of 48.81ha of suitable dormouse habitat, including:

**Broadleaved Semi-natural Woodland (high to moderate quality dormouse habitat)**  
 = 4.18ha lost from a total of 21.78ha existing (c. 19.19% of the existing total). 17.60ha retained.

**Broadleaved Plantation Woodland (moderate to low quality dormouse habitat)**  
 = 0.55ha lost from a total of 3.91ha existing (c. 14% of the existing total). 3.36ha retained.

**Dense/continuous Scrub (moderate quality)**  
 = 33.31ha lost from a total of 83.88ha existing (c. 39.71% of the existing total). 50.57ha retained.

**Scattered Scrub over Poor Semi-improved Grassland (low quality)**  
 = 10.77ha lost from a total of 25.06ha existing (42.98% of the existing total). 14.29ha retained.

client  
**London Resort Company Holdings Limited**

project title  
**The London Resort**

drawing title  
**Figure 12.48: Dormouse Habitat Impacts Plan (Sheet 11 of 11)**

date	14 MARCH 2022	drawn by	RB
drawing number	edp5988_d128d	checked	JB
scale	1:5,000 @ A3	QA	JTF

